



15 YR SYSTEM QUICK SPEC MOD-BIT/BUR

Spray Grade (LS) Silicone Coating System

29 Dry MILs

DESCRIPTION

The EVER-SILIC® COOL ROOF RESTORATION SYSTEM for modified bitumen and smooth built-up roofs is an elastomeric coating system comprised of either high solids or lower solids spray grade silicone. This high-performance silicone coating system protects the existing roof from the harmful effects of UV, greatly reducing thermal shock and prolonging the life of the roof while helping maintain internal temperatures and reducing cooling costs. It is tested and certified to meet CRRC guidelines for Title 24.

BASIC USES

The EVER-SILIC® COOL ROOF RESTORATION SYSTEM is a tough, durable system designed to extend the life of a wide range of roof top environments from premature weathering and moisture intrusion. It is effective as a protective membrane to coat an entire roof, or to use for spot repair.

FEATURES & BENEFITS

- Prolongs the life of an existing roof surface while helping to lower internal temperatures and reduce cooling costs
- Hydrophobic – highly resistant to water penetration
- High tensile strength and abrasion resistance
- Excellent adhesion to a variety of roof substrates
- Ease of application - extremely fast and simple to install
- Can be used to reinforce and seal seams, penetrations, transitions, terminations, and to make spot repairs
- Economical - extends the life of your existing roof
- Accelerator package is available to shorten cure time
- Can be re-coated up to 7 to 10 days between coats
- UL-790 Class "A" fire resistance rating

WARRANTY

EVERROOF® offers two Limited Warranties:

1. Material Only Warranty - No Charge
2. Labor & Material Warranty - For Approved Applicators Only

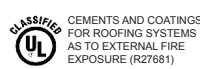
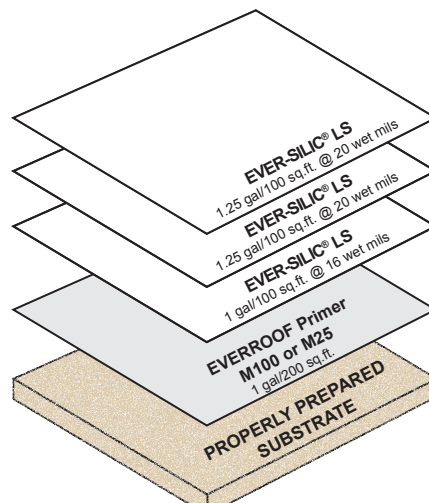
Fees and other conditions will apply. Consult your EVERROOF representative. See Warranty System Sheet for Wet and Dry Film Thickness Requirements.

REQUIRED MATERIALS

- EVERROOF Primer M100 Epoxy Primer or M25 Acrylic Primer for asphaltic surfaces EVERROOF
- Primer M80 Epoxy Primer for metal, masonry, and wood
- EVER-SILIC® LS Spray Grade Silicone Base and Top Coat
- EVER-FABRIC 3 oz.
- EVERROOF Webseal with polyester backing
- EVER-SILIC® Roof Flash, or EVER-THANE® Roof Flash
- Consult your EVERROOF representative for project specific requirements

The EVER-SILIC® System provides tenacious adhesion with an existing roof system to form a monolithic membrane. The

15 YEAR SYSTEM COVERAGE FOR MOD-BIT/BUR ROOFS



result is a CRRC rated system that exceeds all Title 24 requirements.

SYSTEM DESCRIPTION

The EVER-SILIC® system is comprised of options for primer and base and top coats to cover and protect your roof:

1. EVERROOF Primer M100 is a two-component, water-based epoxy primer with excellent penetrating and bleed blocking characteristics as well as resistance to ponding water. It has quick recoat time and is low viscosity.
2. EVERROOF Primer M25 is a water-based modified acrylic primer specifically designed for bleed blocking over modified bitumen and asphalt BUR.
3. EVER-SILIC® LS is a spray grade, single-component, moisture cured, elastomeric silicone base and top coat.

STORAGE & HANDLING

Keep containers closed, and store in a dry, cool place away from heat, sparks, open flame, and moisture. Keep material stored above 65°F (18°C) and on wood pallets off concrete floors. Open containers should be blanketed with dry nitrogen before resealing.


ADHESION TEST

To ensure successful application of the EVER-SILIC® system always perform several adhesion tests (ASTM D-903) with the coating to ensure the roof substrate will accept the coating. Do not proceed with coating system without prior testing.



15 YR QUICK SPEC
MOD-BIT/BUR

EVER-SILIC®

TECHNICAL DATA	
Packaging 	1 gal can 5 gal pail 55 gal drum
Coverage Rate Per Gallon	1.5gal/100sq.ft.=24 wet mils
Color	White
Shelf Life	12 Months (unopened)
PHYSICAL PROPERTIES	
Hardness Shore A, ASTM 2240	45-55
Tensile Strength, ASTM D-2370	500 psi ± 25
Tear Strength, ASTM D-624	45 pli
Elongation, ASTM D-412	225% ± 15
Specific Gravity	1.29
Total Solids by Weight, ASTM D-2697	78% ± 2
Total Solids by Volume, ASTM D-2697	66% ± 2
Viscosity	7,000-9,000 cps
VOC, ASTM D-2369-81	< 250 g/liter)
Reflectivity 3 years (White)	0.64
Emissivity 3 years (White)	0.90
SRI 3 years (White)	78

PRE-INSPECTION

Inspect roof for necessary repairs before application of coating system. Inspection should include but not limited to the following:

- HVAC units and flashings
- Ponding water
- Parapet wall conditions
- Wet or damp insulation
- Sign or display anchorage
- Seams, terminations, transitions, and reglets
- Water leakage
- Substrate damage or disrepair
- Proper drainage and obstructions
- Copings and flashings
- Sleepers and pitch pockets

SURFACE PREPARATION

1. Remove all unnecessary and non-functional equipment and debris from the roof.
2. Remove dirt and foreign material detrimental to adhesion or application by thoroughly cleaning all roof surfaces with a high pressure (2,000 - 2,500 psi) (13.79 MPa - 17.24 MPa) wash. Surfaces contaminated with oil, grease, animal fats, etc. must be removed using tri-sodium phosphate and water, or other solutions as required by job conditions and as permitted by local and federal regulations. Remove all cleaning solutions with plenty of fresh water and allow to dry.
3. Membranes with seam and flashing failures must be repaired by traditional and professional roofing practices. Tighten and/or replace all existing fasteners, install crickets and complete metal sheet work repairs.
4. Prime asphaltic areas with EVERROOF Primer M100 or M25 and allow to cure. Prime non-asphaltic surfaces with Primer M80 and allow to cure. Detail all roof penetrations, skylights, rake edges, round projections, machine legs,

sign posts, guide wire straps, inside and outside corners, gutters, joints, pipes, voids, protrusions and any areas where water could enter through the roof with EVER-SILIC or EVER-THANE® Roof Flash. Clean and seal all drain areas watertight. Fully embed EVER-FABRIC or use Webseal where necessary.

5. On all seams apply EVER-SILIC Roof Flash or EVER-THANE® Roof Flash at a rate of 3.0 gallons per 100 sf @ 50 wet mils minimum and embed EVER-FABRIC in between layers of wet resin where necessary. EVER-SILIC Roof Flash or EVER-THANE Roof Flash shall extend a minimum of 2 inches on both sides of seam.
6. Allow prepared surfaces to become tack free before proceeding with additional priming or coating application. Note: Thickness values of cured film are averages and can vary due to finish of surface. ALWAYS CHECK THE WEATHER PRIOR TO APPLICATION. Depending on the ambient and substrate temperatures, relative humidity, and dew point precautions should be taken when applying materials if precipitation or freezing temperatures are anticipated. Consult product data sheets. Do not apply over wet insulation or related materials.

COATING APPLICATION

1. Apply EVERROOF® Primer M100 or M25 to the substrate at a theoretical coverage rate of 1/2 gal per 100 sf @ 8 wet mils and allow to cure. If Primer M25 is used on new asphaltic surfaces apply at 3/4 to 1 gal per 100 sf @ 12 to 16 wet mils and allow to cure.
2. On smooth surfaces apply coat of EVER-SILIC LS base coat at the rate of 1.25 gallons per 100 sf @ 20 wet mils and on granulated or other rough surfaces at 1.5 gallons per 100 sf @ 24 wet mils.
3. Apply coat of EVER-SILIC LS top coat at the rate of 1.5 gallons per 100 sf @ 24 wet mils to yield a total of 29 dry mils of coverage (minimum requirement for 15-year warranty). Actual required application rate will depend on system specified and length of warranty.

DO NOT EXCEED 1.5 GALLONS PER 100 SF PER APPLICATION for EVER-SILIC LS. This could cause blisters and/or pinholes. Care should be taken to avoid sagging, pinholes, and runs of the coating on vertical, horizontal, and slanted surfaces to prevent sagging. Application rate may need adjusting if coating starts to sag on verticals or higher slopes. Allow base coat and/or top coat to dry 24 hours between coats. Additional coats maybe required to achieve required mil thickness. EVER-SILIC Accelerator may added to speed cure time in cool or dry conditions. Actual required application rate will depend on system specified and length of warranty.

Protection: After completion of application, do not allow traffic on coated surfaces for a period of at least 48 hours at 75°F and 50% R.H., or until completely cured.

EQUIPMENT

Spray Applied - See EVERROOF's Spray Application Guide.

Dipped and Rolled - Brushes of various sizes and a 3/8" nap roller should be used when applying on smooth surfaces such as metal.

THIS QUICK SPEC IS MEANT ONLY AS AN OVERVIEW OF INSTALLATION PROCEDURES. IT IS NOT MEANT TO REPLACE THE DETAILED SPECIFICATION REQUIREMENTS THAT APPEAR IN THE LOW SLOPE RESTORATION SYSTEM SPECIFICATIONS. ALWAYS REVIEW THE DETAILED SPECIFICATION PRIOR TO BEGINNING ANY PROJECT. Published technical data and instructions are subject to change without notice. Contact your local EVERROOF® representative or visit our website for current technical data and instructions. Not responsible for typographical errors. REV20190730AA